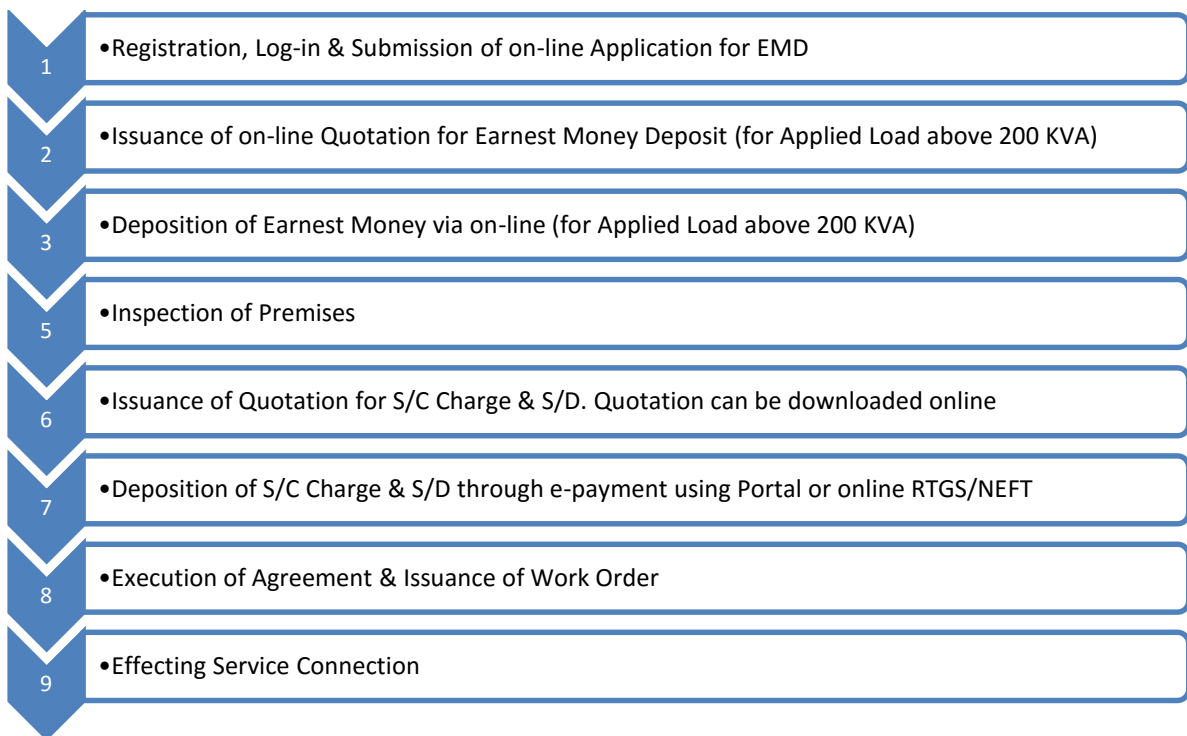




Manual of WBSEDCL Online System for New Connection (Industrial) above 50 KVA

WBSEDCL prefers online application for new connection

Process flow



Details

Step 1: Open User Login Page	3
Step 2: New User Registration	3
Step 3: Provide Details for new user id creation	4
Step 4: Validating via OTP	4
Step 5: Fill up Email & Password	5
Step 6: Successful User ID Creation	5
Step 7: Login using created User ID & Password	6
Step 8: Selection of Load Category	6
Step 9: Selection of Region & CCC	7
Step 10: Filling up General and Technical Information	9
Step 11: Load Verification	11
Step 12: Document Upload	12
Step 13: Submission of Details	14
Step 14: Successful message with Application No	15
Step 15: EMD/Quotation Letter Page	15
Step 16: Sample EMD Letter (for applied load > 200 KVA)	16
Step 17: EMD/Quotation E-Pay Page (for applied load > 200 KVA)	17
Step 18: Payment Receipt Page	19
Step 19: Inspection	19
Step 20: Quotation Generation	20
Step 21: Quotation E-Payment using RTGS/NEFT	21
Step 22: Agreement Execution	23
Step 23: Work Order Generation	23
Step 24: Tracking Application Status	24
Step 25: Effecting Service Connection	24
Step 26: Welcome Letter	25
Step 27: Sample Welcome Letter	25

Step 1: Open User Login Page

On WBSEDCL Portal Home page: <https://www.wbsedcl.in> select tab **Consumer Corner** > **Connection Management** > **Online application** > **New Connection (Bulk/Industrial)**

Step 2: New User Registration

Click on New User link to create a new user id which will be used for new online application.

The screenshot displays the WBSEDCL portal's 'New Connection (Bulk/Industrial)' page. The header includes the WBSEDCL logo, the company name 'WEST BENGAL STATE ELECTRICITY DISTRIBUTION COMPANY LIMITED', the tagline 'Lighting up lives in the land of light. Powering Bengal. Powering our lives...', and a 24x7 Helpline number 'Call 19121 (Wherever Kolkata circle)'. The navigation bar contains links for HOME, ABOUT US, CUSTOMER CORNER, TENDERS, PROJECTS, and PLANS & REPORTS, along with a search bar. The left sidebar lists various services: New Connection (Bulk/Industrial), New Connection (LT Others), Temporary (Puja/Others), New Connection Application Status, Load Enhancement (LT Consumers), and Load Enhancement Application Status. The main content area is titled 'New Connection (Bulk/Industrial)' and features a 'My Account' section with a user icon, a 'Username' field, a 'Password' field, and a 'Login' button. A green box highlights the 'New User' link, and a 'Forgot Password' link is also visible. Below the login section, there are three columns of information: 'Industrial Consumers having connected load below 50KVA' with a 'Guidelines' link, 'Industrial Consumers having load demand 50 KVA & above' with a 'Guidelines' link, and 'SOPs' with a document icon and the text '46/WBERC.docx 31.03.2019'.

Step 3: Provide Details for new user id creation

Fill the details: Name, User ID & Mobile Number. Next click on **Generate OTP** Button. An OTP will be sent to the Mobile Number.

West Bengal State Electricity
Distribution Company Limited

Registration For Industrial New Connection Applicant

Fields marked with an asterisk (*) are mandatory

Name: *

User ID: *

Mobile Number: *

Generate OTP

In case of any problem, you can report us to crmcell@wbsecl.in

Website optimized for IE 7+ with 1024 x 768 px Screen Resolution

Step 4: Validating via OTP

Fill up the OTP & then click on **Validate** Button.

West Bengal State Electricity
Distribution Company Limited

Registration For Industrial New Connection Applicant

Fields marked with an asterisk (*) are mandatory

Name: *

User ID: *

Mobile Number: *

Provide OTP: *

Generate OTP

Validate

In case of any problem, you can report us to crmcell@wbsecl.in

Website optimized for IE 7+ with 1024 x 768 px Screen Resolution

Step 5: Fill up Email & Password

Next Email ID & Password need to be filled up. After that click on **Submit** Button.

West Bengal State Electricity
Distribution Company Limited

Registration For Industrial New Connection Applicant

Fields marked with an asterisk (*) are mandatory

Name: * test industry
User ID: * ind1
Mobile Number: * [redacted] Generate OTP
Email ID: * [redacted]@gmail.com
Confirm Email ID: * [redacted]@gmail.com
Password: * [redacted]
Confirm Password: * [redacted]

Submit Reset

In case of any problem, you can report us to crmcell@wbsecl.in

Website optimised for IE 7+ with 1024 x 768 px Screen Resolution

Step 6: Successful User ID Creation

After Submit the user id will be created & a successful message will be shown. The Login credentials will be mailed to the respective mail id also.

West Bengal State Electricity
Distribution Company Limited

Registration For Industrial New Connection Applicant

User has been created Successfully. Your login credentials has been sent to [redacted]@gmail.com

In case of any problem, you can report us to crmcell@wbsecl.in

Website optimised for IE 7+ with 1024 x 768 px Screen Resolution

Step 7: Login using created User ID & Password

Next Go to Login Page via following path: [Consumer Corner](#) > [Connection Management](#) > [Online application](#) > [New Connection \(Bulk/Industrial\)](#). Provide Username & Password to Login to Industrial New Connection application page.



Step 8: Selection of Load Category

4 Types of Industrial Connections are applicable in WBSEDCL:

1. Less than 50 KVA: Managed from CCC/Division Level.
2. 50KVA to 200 KVA: Managed from Region level.
3. Greater than 200 KVA and less than 1500 KVA: Managed from Region level.
4. 1500 KVA and Above: Managed from Central Commercial Department level.

User need to select Type no. 2/3/4 in this case.



Step 9: Selection of Region & CCC

- In case of Load 50KVA to 200 KVA Consumer need to select Region & Regional Office. Then click on next.

Tips :

a. **Region:**

User can check nearby locality and get their Regional WBSEDCL Office. For more information, user can contact toll Free Numbers (available in website).

b. **Rural / Urban :**

Generally locality covered under Municipality are considered as Urban area.

The screenshot shows the 'Online Application For Postpaid Consumers' form on the WBSEDCL website. The browser tabs include 'Industrial New Connection - WB...', 'Welcome to WBSEDCL', and 'WBSEDCL Online System for New...'. The address bar shows 'wbsedcl.in/irj/portal'. The form is titled 'Regional Office / Customer Care Center Selection'. It contains the following fields:

- Load Category: 50KVA to 200 KVA (dropdown menu)
- Your Email Id: [Redacted]
- Please select Region: BIRBHUM REGION (dropdown menu)
- Please Select Regional Office: BIRBHUM REGIONAL OFFICE-352001 (dropdown menu)

A 'Next' button is located at the bottom of the form.

- In case of Load Greater than 200 KVA and less than 1500 KVA Consumer need to select Location of the connection.

The screenshot shows the 'Online Application For Postpaid Consumers' form on the WBSEDCL website. The browser tabs include 'Amazon.in', 'AliExpress', and 'www.wbsedcl.in/irj/portal'. The address bar shows 'www.wbsedcl.in/irj/portal'. The form is titled 'Regional Office / Customer Care Center Selection'. It contains the following fields:

- Load Category: Greater than 200 KVA and less than 1500 KVA (dropdown menu)
- Your Email Id: [Redacted]
- Consumer Type: DE-CENTRAL (dropdown menu)
- Location: BIRBHUM (DIST.) REGIONAL OFFICE (dropdown menu)

A 'Next' button is located at the bottom of the form.

- In case of Load Greater than 1500 KVA Consumer need to select Location of the connection as CORPORATE COMMERCIAL CELL.

The screenshot shows a web browser window with the URL <https://www.wbsedd.in/rjportal>. The page features a header with a welcome message and a navigation bar. The main content area displays a form titled "Regional Office / Customer Care Center Selection". The form includes the following fields:

- Load Category: * 1500 KVA and Above
- Your Email Id: [redacted]@gmail.com
- Consumer Type: * CENTRAL
- Location: * CORPORATE COMMERCIAL CELL

A "Next" button with a right arrow is located at the bottom of the form, highlighted with a green border.

Step 10: Filling up General and Technical Information

Fill the required details & then click **Validate** button.

- Details need to be filled in case of 50 KVA to 200 KVA:

Regional Office / Customer Care Center Selection

Load Category: * 50KVA to 200 KVA

Your Email Id: www.bhujawala@gmail.com

Please select Region: * BIREHUM REGION

Please Select Regional Office: * BIREHUM REGIONAL OFFICE-3520000

Next

General Information

Purpose of Supply: * Industrial

Type of Industry: * Agarvati

First Name: * test

Last Name: industry

Mobile Number: 9999999999

Address Line 1: * birehum

Address Line 2: *

Pincode: * 731204

Technical Information

Consumer Category: * Rural

Consumer Phase: * Three Phase

Meter Cost Deposit By Consumer: * No

Validate

- Details need to be filled in case of Load greater than 200 KVA:

Registration with WBSEDCL P... x Industrial New Connection - ... x +

https://www.wbsecl.in/portal 90%

Welcome test industry

Industrial New Connection

Industrial New Connection | Download EMD/ Quotation Letter | New Connection E-Pay | Payment Receipt | Connection Status | Change Password

Regional Office / Customer Care Center Selection

Load Category: * Greater than 200 KVA and less than 1500 KVA

Your Email Id: [REDACTED]

Consumer Type: * DE-CENTRAL

Location: * BIRBHUM (DIST.) REGIONAL OFFICE

Next

General Information

Applicant Name: * TEST INDUSTRY

Mailing Address House No: * 123/4

Mailing Address Street No: * WEST BENGAL ROAD

Applicant Mailing Address 1: [REDACTED]

Applicant Mailing Address 2: [REDACTED]

Applicant Pincode: * 731204

Service Location Address: * WEST BENGAL ROAD, WEST BENGAL

Service Location Pincode: * 731204

Applicant Mobile No.: [REDACTED]

Applicant Telephone No.: [REDACTED]

PAN Number: * ABCDE1234F

District: * BIRBHUM

Technical Information

Supply Volt(KV): * 11.00

Industry Nature: * BISCUIT FACTORY

Ownership: * COMPANY PRIVATE LIMITED

Step 11: Load Verification

Next In case of Load between 50 KVA & 200 KVA, consumer need provide applicable load (> 50 KVA) & then click **Verify Load** button.

The screenshot shows the WBSedcl portal interface for 'Industrial New Connection'. The browser address bar displays 'https://www.wbsedcl.in/irj/portal'. The page header includes a welcome message and navigation links. The main form area contains the following sections:

- Region Selection:** 'Please select Region: *' with a dropdown menu set to 'BIRDHUM REGION'. 'Please Select Regional Office: *' with a dropdown menu set to 'BIRDHUM REGIONAL OFFICE-3520000'. A 'Next' button is present.
- General Information:** Fields for 'Purpose of Supply: *' (Industrial), 'Type of Industry: *' (Agarbati), 'First Name: *' (test), 'Last Name: *' (industry), 'Mobile Number: *' (731204), 'Address Line 1: *' (birbhum), 'Address Line 2: *' (), and 'Pincode: *' (731204).
- Technical Information:** Fields for 'Consumer Category: *' (Rural), 'Consumer Phase: *' (Three Phase), and 'Meter Cost Deposit By Consumer: *' (No). A 'Validate' button is present.
- Consumer Load Details:** A field for 'Load Applied for (in KVA) : *' with the value '70' entered. A 'Verify Load' button is present.

In Case of Load > 200 KVA consumer need to provide Year wise Load applicable & the click **Validate** button.

Registration with WBSEDCL P... x Industrial New Connection - ... x

https://www.wbsecl.in/rj/portal 90% Search

Welcome first industry

Industrial New Connection

Industrial New Connection | Download EMD/ Quotation Letter | New Connection E-Pay | Payment Receipt | Connection Status | Change Password

Mailing Address House No. * 123/4

Mailing Address Street No. * WEST BENGAL ROAD

Applicant Mailing Address 1 *

Applicant Mailing Address 2 *

Applicant Pincode * 731204

Service Location Address * WEST BENGAL ROAD, WEST BENGAL

Service Location Pincode * 731204

Applicant Mobile No. *

Applicant Telephone No. *

PAN Number * ABCDE1234F

District * BIRBHUM

Technical Information

Supply Voh(KV) * 11.00

Industry Nature * BISCUIT FACTORY

Ownership * COMPANY PRIVATE LIMITED

Applied Contract Demand (in KVA)

Year Of Operation	First Year	Second Year	Third Year	Fourth Year	Fifth Year
Contract Demand in KVA *	250	250	300	350	400

Validate

Step 12: Document Upload

After load verification, applicant can upload required documents along with a passport size photo. For the same he/she needs to click **Yes** button in the related message box.


Then upload below documents along with passport size photo of applicant:

- Passport/Voter ID/Telephone Bill

- b. Land ownership document (Property Paper/Purchase Deed/Tenancy Deed/Tax Receipt of Panchayet/Municipality etc.)

Welcome to WBSEDCL x Welcome to WBSEDCL x Industrial New Connect x 10.250.3.247 x Transfer Form.pdf x

Secure | https://www.wbsedcl.in/industrial/portal

Welcome jd  [Log off](#)

Industrial New Connection

[Industrial New Connection](#) | [Download EMD/ Quotation Letter](#) | [EMD / Quotation E-Pay](#) | [Payment Receipt](#) | [Change Password](#) | [Connection Status](#)

[Next >](#)

General Information

Purpose of Supply: Industrial
Type of Industry: Agarhali
First Name: test
Last Name: industry
Mobile Number:
Address Line 1: bibhum
Address Line 2:
Pincode: 751204

Technical Information

Consumer Category: Rural
Consumer Phase: Three Phase
Meter Cost Deposit By Consumer: No
[Validate](#)

Consumer Load Details

Load Applied for (in KVA): 75
[Verify Load](#)

Upload File

Passport Size Photo of Applicant: [Choose File](#) electric_1522.jpg File should be in jpg or jpeg Format and file size should be within 100KB
Passport/Voter Id/Telephone Bill: [Choose File](#) Guideln...apse.pdf File should be in pdf Format and file size should be within 150KB
Land Ownership Document: [Choose File](#) Guideln...apse.pdf File should be in pdf Format and file size should be within 350KB

Submit Details


[Submit All Details](#)

Step 13: Submission of Details

Then click on **Submit All Details** button.

Welcome to WBSEDCL x Welcome to WBSEDCL x Industrial New Connect x 10.250.3.247 x Transfer Form.pdf x

Secure | https://www.wbsecl.in/inj/portal

Welcome jd  [Log off](#)

Industrial New Connection

[Industrial New Connection](#) | [Download EMD/ Quotation Letter](#) | [EMD / Quotation E-Pay](#) | [Payment Receipt](#) | [Change Password](#) | [Connection Status](#)

[Next](#)

General Information

Purpose of Supply:

Type of Industry:

First Name:

Last Name:

Mobile Number:

Address Line 1:

Address Line 2:

Pincode:

Technical Information

Consumer Category:

Consumer Phase:

Meter Cost Deposit By Consumer:

[Validate](#)

Consumer Load Details

Load Applied for (in KVA):

[Verify Load](#)

Upload File

Passport Size Photo of Applicant: File should be in jpg or jpeg Format and file size should be within 100KB

Passport/Voter Id/Telephone Bill: File should be in pdf Format and file size should be within 150KB

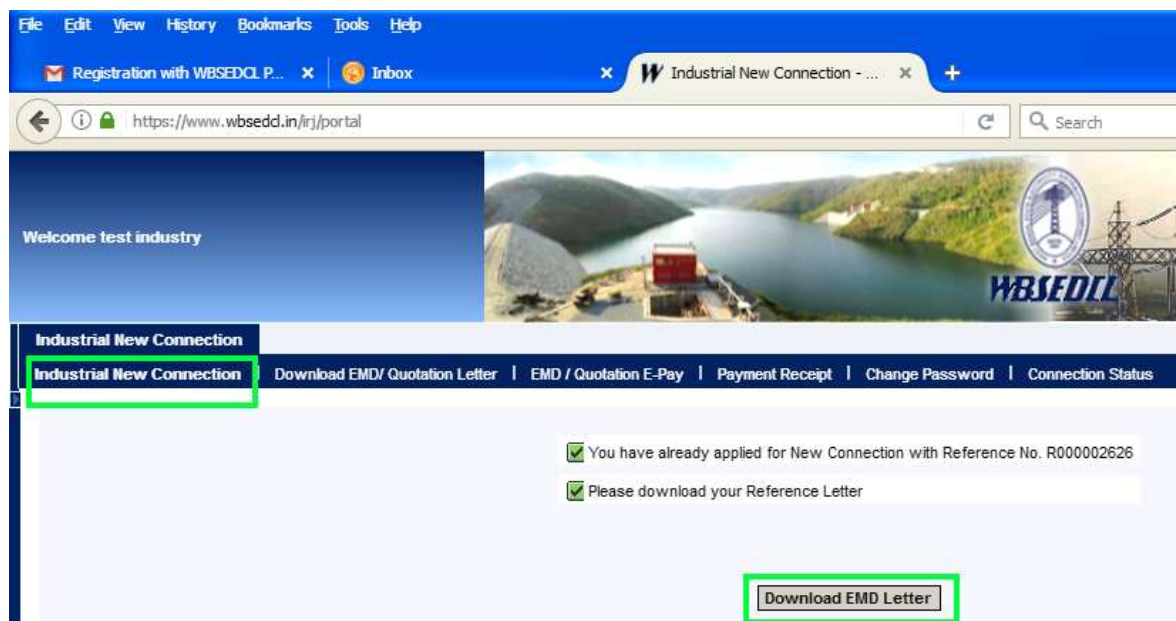
Land Ownership Document: File should be in pdf Format and file size should be within 350KB

Submit Details

[Submit All Details](#)

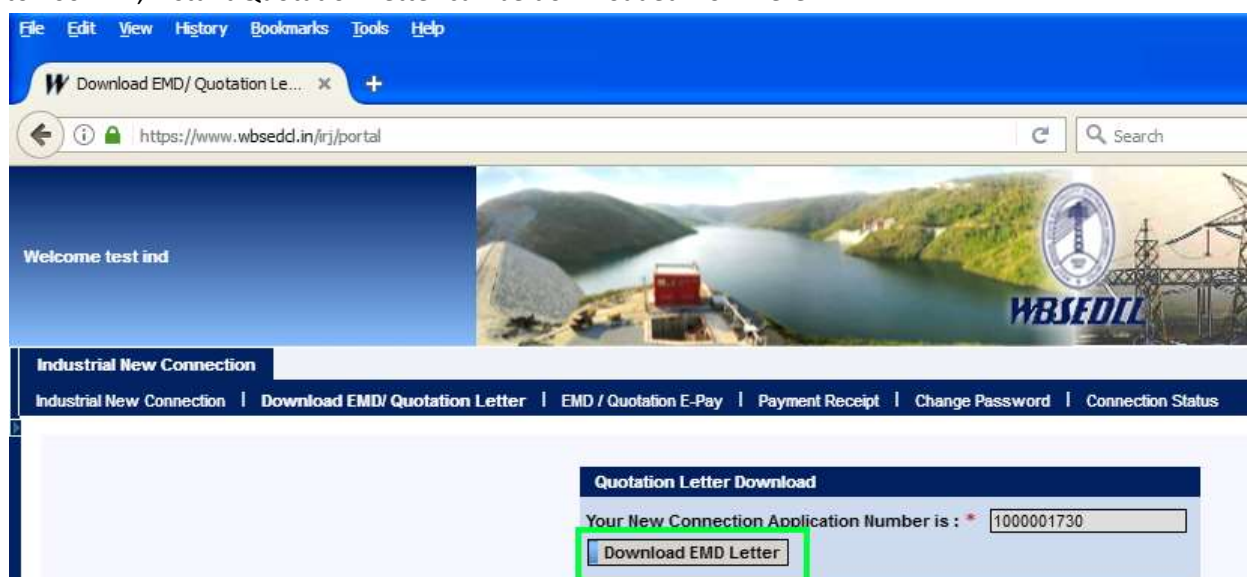
Step 14: Successful message with Application No

New Connection Applied Successfully message will be shown along with the application no & a **Download EMD Letter** button (in case applied load > 200 KVA). In case of applied load up to 200 KVA, instant Quotation Letter will be generated & for those cases please skip Steps 15 to 19 & follow from Step No. 20 onwards.



Step 15: EMD/Quotation Letter Page

Next click on **Download EMD/Quotation Letter** tab. The application no will be shown. Now click on **Download EMD Letter** button (in case applied load > 200 KVA). For applied load up to 200 KVA, instant Quotation Letter can be downloaded from here.



Step 16: Sample EMD Letter (for applied load > 200 KVA)

EMD Letter is generated for applied load above 200 KVA. For applied load up to 200 KVA EMD is not applicable & for those cases instant quotation is generated. Below is one sample EMD Letter.



WEST BENGAL STATE ELECTRICITY DISTRIBUTION COMPANY LIMITED

Telephone :

Ref. No.:R000002626

BIRBHUM(DIST.) REGIONAL OFFICE SUR I
SUPER MARKET COMPLEX BIRBHUM 731130

Date : 11/08/2017

To
TEST INDUSTRY
1234/5, WEST BENGAL ROAD

Sub: Bulk power supply for your proposed premises at WEST BENGAL ROAD, WEST BENGAL for an ultimate contract demand of 400KVA.

Dear Sir(s),

With reference to your application for bulk power supply to your premises as aforesaid, we would like to state that you are required to deposit earnest money amounting Rs. 5000.00/- only by 'Pay Order' or 'Bank Draft' drawn on any bank payable at respective location in favour of 'West Bengal State Electricity Distribution Company Limited' for arranging inspection at your premises.

The above Earnest Money will be adjusted with the service connection charge payable by you as per the scheme that may be formulated. The Earnest Money will be forfeited if you fail to pay the amount as expenditure to be borne by you for receiving the new power supply within a period of 90 days from the date of receipt of the 'Quotation' to be offered for receiving power supply.

Note : This is an online Copy of System Generated EMD Letter (Can also be paid online)

Ref. No.:R000002626

Date :11/08/2017

1. The Manager (F&A)/Assistant Manager, WBSEDCL.
2. The Asstt. Cash Officer, WBSEDCL.

Step 17: EMD/Quotation E-Pay Page (for applied load > 200 KVA)

EMD/Quotation amount can be paid online by going to [EMD/Quotation E-Pay](#) tab. Then clicking on the [Next](#) button will show the Payable amount. For applied load up to 200 KVA, instant Quotation Amount can be paid whereas for applied load above 200 KVA, EMD amount can be paid.

File Edit View History Bookmarks Tools Help

W EMD / Quotation E-Pay - Welc... X

https://www.wbsedd.in/irj/portal Search

Welcome test ind

Industrial New Connection

Industrial New Connection | Download EMD/ Quotation Letter | **EMD / Quotation E-Pay** | Payment Receipt | Change Password | Connection Status

Online Payment of New Connection

New Connection Payment

Your Application Number: 1000001730 **Next**

In case of any problem, you can report us to crmcell@wbsedcl.in

Consumer need to follow below steps (options marked in below screen shot also):

1. By clicking on **Pay Now** button will show the various online payment modes available.
2. Consumer need to select convenient option.
3. Check "I Agree With Terms and Conditions" checkbox.
4. Click **Confirm** button
5. Then click **Proceed to Pay** button.

EMD / Quotation E-Pay - Welc... x

https://www.wbsecl.in/portal

Welcome test ind

Industrial New Connection

Industrial New Connection | Download EMD/ Quotation Letter | EMD / Quotation E-Pay | Payment Receipt | Change Password | Connection Status

Online Payment of New Connection

New Connection Payment

Your Application Number: 1000001730 **Next**

Earnest Money Deposit: 2000 **Pay Now** ← 1

Please Select Payment Gateway

☒ Billdesk (Net Banking/Debit Card/Credit Card/Wallet/UPI/BHIM/ Bharat QR) ← 2

☐ PayTM (Net Banking/Debit Card/Credit Card/Wallet/UPI/BHIM)

Transaction charge

Rs. 2.00 + Applicable Tax for Net-Banking/Wallet
0.35% + Applicable Tax for Debit Card (Amount greater than Rs 2000/-) / Credit Card
Rs. Zero (0) for Debit Card (Amount upto Rs. 2000/-) / UPI/ BHIM/ Bharat QR

Transaction Terms and Conditions

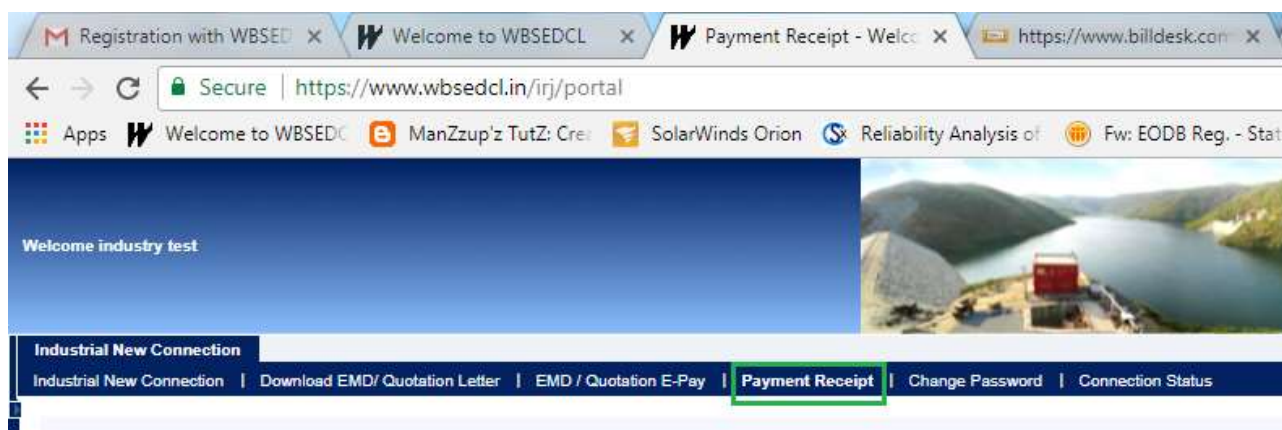
☒ I Agree With Terms and Conditions ← 3

Confirm ← 4 **Proceed to Pay** ← 5

Your payment will be processed in a new window.
Please do not close this window until payment is complete.

Step 18: Payment Receipt Page

After successful payment of the EMD amount (for applied load > 200 KVA) the payment receipt can be generated from [Payment Receipt](#) tab.



Step 19: Inspection

An Inspection will be conducted after receiving of EMD (for applied load > 200 KVA) by the Commercial Officer of Region / Central Commercial Department for Techno-Commercial Feasibility study and also will enquire:

a) Whether any connection already exists (live / disconnected)?

If exists, then he/she will enquire:

(I) is the particular premises (new one) is physically separated from the existing premises (old one) along with electrical wiring?

(II) is there any outstanding dues against the old connection?

b) Whether the existing system is capable to deliver the load demand?

c) Whether the Intending Consumer has completed his portion of work for readiness of premises.

d) In case the applicant unable to submit the required documents along with a passport size photo online during application, the same will be collected during Inspection.

If any deviation is found, it will be intimated in due course with provision of execution by Turnkey mode, if necessary.

A Separate Meter Room, as per specification of WBSEDCL, is to be provided.

Step 20: Quotation Generation

Quotation will be generated according to their applied load as follows:

- a) For applied load upto 200 KVA, instant quotation will be generated during online application according to its applied load
- b) For applied load > 200 KVA, Quotation will be generated after satisfactory inspection in all respect by WBSEDCL officials.

This Quotation will be available in Download EMD/Quotation Letter tab.



Click on Download Quotation Letter button to download Quotation for the application.



Step 21: Quotation E-Payment using RTGS/NEFT

Consumers can e-pay the quotation amount via RTGS/NEFT through Website of respective Bank. In this E-collection procedure, industrial customers of WBSEDCL can pay their quotation amount. There will not be any requirement of preregistration on the part of customers; they can pay the quotation amount in the Virtual Bank Account following the below mentioned logic.

Category of Payments	Account Nos. to be filled up/ mentioned through RTGS/ NEFT
For payment of Quotation Amount (New Service Connection & Load Extension Cases)	WBQ X X X X X X X X X Y Y Y Y Y Y Y Y Y Y <div style="display: flex; justify-content: space-around; margin-top: 10px;">Customer Ref IDApplication No.</div>

Here the length of Customer Ref ID is fixed for 9 digits whereas the length of Application No. varies. The virtual account should not contain any blank space and or any other characters/ special characters.

To know the exact Virtual Bank Account No, intending consumers need to check his/her Quotation.

The IFSC Code "ICIC0000104" should be used for fund transfer activities in these cases.

The aforesaid IFSC code is related to CMS, Branch of ICICI Bank Ltd.

The whole process is integrated with Bank's system using web-service call procedure and the payment posting for successful transactions has been scheduled automatically. For the failed transactions the bank will return the amount to the respective accounts of the payees wherefrom the amount has been remitted.

Below are some sample screenshots of online RTGS/NEFT payment activity through intending consumer's bank website/app.

The screenshot shows the Axis Bank Internet Banking interface for a NEFT payment. The browser address bar displays <https://retail.axisbank.co.in/wps/rn>. The page title is "Axis Bank Internet Banking...". The left sidebar contains a menu with "File", "Edit", "View", "Favorites", "Tools", and "Help". The main content area displays the following details:

Payee Name	Nickname	Account No.:
COLLECTION ACCOUNT INTERIM WEST BENGAL STATE ELECTRICITY DISTRIBUTION	WBSEDCL9	WBQ [REDACTED]

Bank & Branch	IFSC Code
ICICI BANK LIMITED - CMS	ICIC0000104

Payment Details

*Debit Account:	[REDACTED]	Available Balance ₹ 8,666.81
Payment Type	<input checked="" type="radio"/> One time <input type="radio"/> Repetitive	
*Date	07/09/2016	
*Amount	2	Rupees Two and Zero Paise Only
Remarks	Bill Payment	
Pay Via	<input checked="" type="radio"/> NEFT <input type="radio"/> RTGS <input type="radio"/> IMPS	

Sender Details

*Mobile No.	[REDACTED]
*Email ID	[REDACTED]

**E-RECEIPT FOR
TRANSFER FUNDS**

Payee Name:	COLLECTION ACCOUNT INTERIM WEST BENGAL STATE ELECTRICITY DISTRIBUTION
Nickname:	WBSSEDCL9
Credit Account No:	WBQ [REDACTED]
Remarks:	Bill Payment
Debit Account:	[REDACTED]
Date:	07 Sep '16
Amount:	₹ 2.00 (Rupees Two and Zero Paise only)
Payment Type:	One Time Payment
Pay via:	NEFT

[Set As Favorite Transaction](#)
[Download](#)
[Email](#)
[Print](#)

[Back to Payee List](#)

Step 22: Agreement Execution

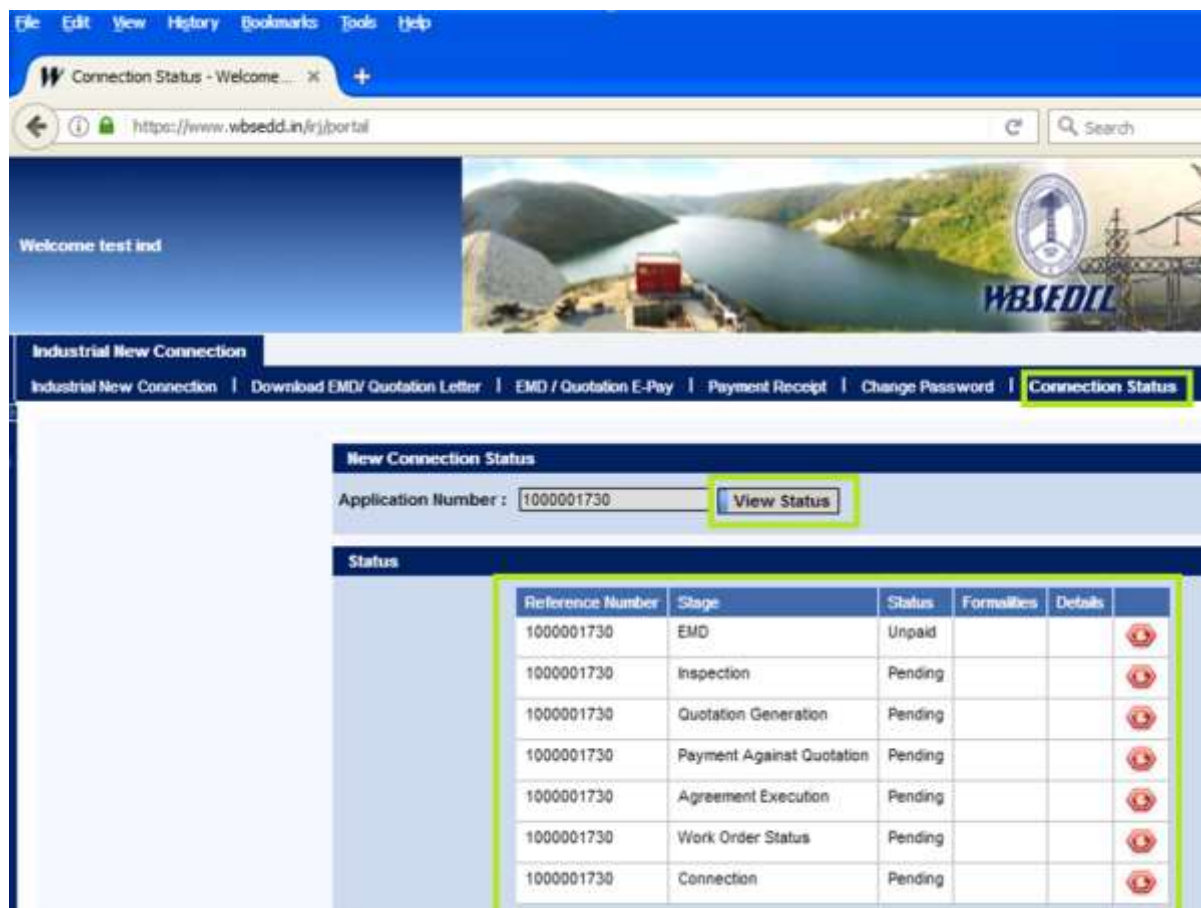
An Agreement is to be executed as per the Standard Format (can be Downloaded from the same location at WBSSEDCL Web Portal).

Step 23: Work Order Generation

The Work Order will then be issued for execution of the TURNKEY job from Region / Dist. HQ end.

Step 24: Tracking Application Status

Consumer can track the Application status by Clicking Connection Status tab & then clicking View Status button.



The screenshot shows the WBSDDL portal interface. The top navigation bar includes links for 'Industrial New Connection', 'Download EMD/ Quotation Letter', 'EMD / Quotation E-Pay', 'Payment Receipt', 'Change Password', and 'Connection Status' (highlighted). The 'New Connection Status' section displays the 'Application Number' as 1000001730 and a 'View Status' button. Below this, a table titled 'Status' shows the application's progress through various stages, all marked as 'Pending'.

Reference Number	Stage	Status	Formalities	Details
1000001730	EMD	Unpaid		
1000001730	Inspection	Pending		
1000001730	Quotation Generation	Pending		
1000001730	Payment Against Quotation	Pending		
1000001730	Agreement Execution	Pending		
1000001730	Work Order Status	Pending		
1000001730	Connection	Pending		

Step 25: Effecting Service Connection

On completion of statutory formalities by the prospective consumer, WBSDDL will execute the service connection work within 7 days.

Step 26: Welcome Letter

A “Welcome Letter” will be generated there after & can be downloaded from Welcome Letter tab.



Step 27: Sample Welcome Letter

Sample Welcome Letter is shown below.



West Bengal State Electricity Distribution Company Limited
(IVRS Number: 19121 Website: <http://www.wbsedcl.in>)

SERVICE CONNECTION REPORT
(For Load 50 KVA and above)

Customer Care Center	: MAHINAGAR CCC-3113500
Consumer Details	
Consumer Id	: 100004026
Consumer Name	: SHARMISTHAMUKHERJEE
Consumer Type	: Individual Owner
Contract Demand (in KVA)	: 120
Appl. Tariff Scheme	: B(I-R)
Application No	: 1000002007
Phase	: Three
CT Ratio	: NA
CT Serial Number	: NA
Security Deposit (Rs.)	: 12966
Consumer Address	: KOLKATA
Meter Details	
Meter Installation Date	: 03-Nov-2017
Meter Number	: MET128
Meter Make	: BHEL
Meter Type	: Whole Day
Meter Initial Reading	: 120
Manufacture Seal Details(Manf1,Manf2,Term Blk,PP Box,Sec.Seal1,Sec.Seal2)	: xt0124,g1225,3244
Optical Port Seal No	: NA
Meter Cost (Rs.)	: 0 (as rented)